

August 18, 2022

Antoinette Rangel, ECE Center Manager
Riverside City College Child Development Center (# 586564 \ 1036895)
4800 Magnolia Avenue
Riverside, CA 92506

Dear Antoinette Rangel,

Congratulations! Your program has achieved full accreditation by the National Association for the Education of Young Children based on the recent Provisional Part 2 assessment that took place. The administration and teaching staff are all to be congratulated for the continuing efforts to provide a high-quality early childhood program for young children and their families.

This communication includes:

- Information about maintaining your accredited status
- Your *Accreditation Decision Report*

Term of NAEYC Accreditation

Your NAEYC accreditation remains valid until **February 1, 2027**. We refer to this as your “*valid-until date*”. This is the same valid-until date that your program received after Provisional Part 1 assessment of the portfolios.

Throughout the remainder of your NAEYC 5-year accreditation term, there are several requirements for continuing to maintain your accredited status. These provide NAEYC with up-to-date program information, ensure programs continue to meet NAEYC standards, and increase the accountability of the accreditation system.

1. Annual Reports are due on the 1st, 2nd, 3rd, and 4th anniversaries of a program’s accreditation. They are made through the portal.
2. Annual Fees are due in each of the 5 years of accreditation, on your anniversary date. Annual fees should be submitted through the portal when you file your annual report in years 1 - 4, and in the 5th year when applying for renewal.
3. Keep program information updated. You can enter many changes yourself through the portal; see this link for details. Changes in your contacts, disruptions of operation, and notifications of withdrawal must be reported within 30 days using forms found on our website.
4. 72-Hour Notifications are required to maintain compliance with NAEYC’s required practices. Lapses in supervision, child abuse or injury, license suspensions, or other serious incidents must be reported within 72 hours of occurrence. Reports must be submitted through the portal by selecting the “72 Hour Notification” tab. NAEYC Quality Assurance staff will contact you to follow up.
5. Respond to complaints. NAEYC staff may ask you to respond to credible complaints we receive about your program.
6. Respond to verification requests that NAEYC staff may make in relation to 72-hour Notifications, credible complaints, and major self-reported program changes. To verify continued practices, NAEYC

may request documentation, or may require an additional verification site visit during the term of your accreditation.

7. Submit to a random visit. Unannounced observational visits to a subset of randomly selected programs are crucial to ensuring the credibility of the accreditation system. If your program is selected for a random visit, you must allow the visit to occur (if pandemic conditions permit) and meet visit scoring standards in order to remain accredited.

[Visit our website](#) for more information and details on new policies and procedures, and announcements related to your NAEYC Accreditation.

Publicizing NAEYC Accreditation

You should be proud of this monumental achievement and this is your time to shine!

Display your certificate in a prominent place for families and visitors to see. In the Accreditation Portal, access a digital copy of your certificate by selecting the “Certificate” tab on the left-side menu. You will also receive the accreditation certificate and an accreditation window seal in the mail; however, the pandemic has created some delay in our ability to send these out.

In the Portal, you can also access TORCH, and under the “Accreditation Branding” tab find:

- A “Congratulations Flyer” to share with families;
- Downloadable images of the NAEYC Accreditation logo, formatted for both print materials and websites. See also the “Logo Guidelines” document providing guidance on the use of these images.

You may also wish to:

- Announce your success on social media.
- Send a press release to your local media outlets. You will find a press release template in the Accreditation Branding tab in TORCH.
- Host a celebration (live or virtual) for staff and families.

Thank you for your continuing commitment to NAEYC Accreditation. Working together, we can build public recognition and support for NAEYC Accreditation, the mark of quality in early childhood education and improve the lives of children and families across this nation. We look forward to continuing to work with you throughout the remainder of your accreditation term in a process of continuous improvement, the hallmark of any accreditation system.

If you have any questions regarding your next steps or need to gain a better understanding of an assessment item please e-mail us at accreditation.information@naeyc.org or contact us by phone at 800-424-2460, select Option 3.

Sincerely,





A handwritten signature in black ink that reads "Alissa Mwenelupembe". The signature is written in a cursive, flowing style.

Alissa Mwenelupembe, M.A.
Senior Director, NAEYC Early Learning Program Accreditation

cc: Larissa Will (VIA EMAIL)

NAEYC Accreditation Decision Report

To achieve full NAEYC Accreditation through the provisional assessment process, a program must meet:

-  all required items
-  80% pass rate for the program overall
-  60% pass rate in each standard
-  70% pass rate in each assessed class

These requirements are assessed by combining the portfolio data collected in the Provisional Part 1 assessment with the observation data collected in the Provisional Part 2 assessment. The scoring formulas used are identical to those used for programs receiving standard site visits.

Required Items

Required item	Source of Evidence	Rating	Item Description
1B.4	Class Observation	Met	Guidance/discipline practices observed
1B.10	Program Portfolio	Met	Guidance/discipline policy
3C.2	Class Observation	Not Applicable	Infant/toddler/twos supervision practices observed
3C.3	Class Observation	Not Applicable	Infant/toddler/twos supervision practices observed
3C.6	Class Observation	Not Applicable	Preschool age supervision practices observed
3C.7	Class Observation	Not Applicable	Preschool age supervision practices observed
3C.8	Class Observation	Not Applicable	Kindergarten/ school age supervision practices observed
5A.10	Class Observation	Met	Infants placed on backs to sleep
10B.16	Program Portfolio	Met	Program is licensed or regulated, and in good standing

Overall Program Pass Rate

How the overall program pass rate is scored. The overall program pass rate reflects the combined assessment item scores across all standards and across all sources of evidence. The overall program pass rate is calculated as the number of items scored as *Met* as a proportion of all items scored *Met* + *Unmet* across all completed assessment tools.

Total Items Scored	Items Met	Items Unmet	Overall Pass Rate
338	323	15	95.56%

Program Standards

How the standards are scored. The score for each standard reflects combined assessment item scores from all of the sources of evidence used to score that standard. The score for each standard is calculated as the number of items scored *Met* as a proportion of all items scored *Met* + *Unmet* in that standard.

Please note that the scores for items in Standards 7 and 8 are combined into a single standard score because there are not many items in either standard.

Standard Number and Name	Score
1. Relationships	100%
2. Curriculum	97%
3. Teaching	98%
4. Assessment of Child Progress	95%
5. Health	91%
6. Staff Competencies, Preparation, and Support	91%
7. Families and 8. Community Relationships	100%
9. Physical Environment	100%
10. Leadership and Management	92%

Items unmet in each standard. The following tables show the items that did not meet NAEYC’s recommended practices. For items rated multiple times by Class Observation or Class Portfolio, item ratings of “Yes” or “No” are combined across the classes to arrive at a final item score for the standard. Among classes that were rated either “Yes” or “No”, most classes must have been rated “Yes” in order for the item to be scored as “met”.

The first table shows unmet items for each NAEYC standard. The second table shows the same unmet items by the *source of evidence* used to rate them – Class Observation (CO), Class Portfolio (CP), Program Observation (PO), Program Portfolio (PP), or NAEYC Portal Staff Qualifications (SQ).

Unmet Items by Standard

Each NAEYC standard is assessed by the individual items that make up the standard. These items span all sources of evidence, although some standards are more heavily represented in certain sources of evidence than others.

1	2	3	4	5	6	7	8	9	10
None	2E.4	3G.10	4D.4	5A.14	6A.8	None	None	None	10B.22
	2L.2			5A.15	6C.1				10B.23
	2L.3			5B.5	6C.2				10B.24
					6D.1				

Unmet Items by Source of Evidence

Each item is assessed by only one source of evidence. See class-by-class information in the next section to understand which classes contributed to CO or CP items that were not met.

Class Observation	Class Portfolio	Program Observation	Program Portfolio	NAEYC Portal Staff Qualifications
2E.4	3G.10	None	4D.4	6C.1
2L.2			5A.14	6C.2
2L.3			5A.15	
			5B.5	
			6A.8	
			6D.1	
			10B.22	
			10B.23	
			10B.24	

Assessed Classes

How the classes are scored: The “Class Score” for each class reflects combined ratings from the Class Observation (CO) and the Class Portfolio (CP) sources of evidence¹. Pass Rates for each of these sources of evidence (CO, CP) are also shown.

What “Class Portfolio Feedback” is for: While the Class Scores below contribute to the determination of our accreditation decision, the “feedback” information does not. It is intended to provide you with an understanding of how your CPs compare with those of other programs in the NAEYC accreditation process. CPs are termed *above average* when they score among the top 25% of all the CPs NAEYC evaluated. CPs that score among the middle 50% are considered *average*. Those CPs scoring among the bottom 25% are deemed to have been *below average*.

Class	Class Name	Class Score	Class Observation Pass Rate	Class Portfolio Pass Rate	*Class Portfolio Feedback ²	Age Category
1	Busy Buggies Toddler	98%	99%	98%	Above Average*	Toddlers
2	The Galaxy	98%	97%	99%	Above Average*	Preschool
3	Ocean	97%	95%	99%	Above Average*	Preschool
4	Infants	99%	100%	97%	Above Average*	Infants
5						
6						
7						
8						
9						
10						

¹ The formulas for calculating Class Scores, CO Pass Rates and CP Pass Rates are as follows: the number of Yes items divided by the number of Yes+ No items. Ratings of N/A, NotAge and NoOpp do not enter into the calculation.

² A comparison of each CP pass rate to thousands of other CPs evaluated recently.

Items unrated in each class observation. For each class observation, here are the items for which there was no opportunity to make a rating. These items are not scored and do not enter into the calculations for the class observation pass rate nor the class score.

Class 1 : Busy Buggies Toddler

NoOpp CO Items : 3C.2, 3C.3, 3C.4, 3E.1, 3E.2, 3E.3, 3E.5, 3G.1, 3G.2, 5A.5, 5A.6, 5A.7, 5A.8, 5C.1, 5C.2, 9C.2, 10B.12

Class 2 : The Galaxy

NoOpp CO Items : 2E.5, 2E.7, 2E.8, 3C.6, 3C.7, 3E.1, 3E.2, 3E.3, 3E.5, 5A.7, 5C.2, 5C.3, 6B.1, 7A.1

Class 3 : Ocean

NoOpp CO Items : 1B.1, 2B.4, 2B.5, 2E.5, 2E.7, 2E.8, 3C.6, 3C.7, 3E.1, 3E.2, 3E.3, 3E.5, 3G.1, 3G.2, 5A.5, 5A.6, 5A.7, 5C.1, 5C.2, 5C.3, 6B.1, 7A.1, 9C.2, 10B.13

Class 4 : Infants

NoOpp CO Items : 3C.2, 3C.3, 3E.1, 3E.2, 3E.3, 3E.5, 3G.1, 3G.2, 5A.6, 5A.7, 5A.12, 5C.1, 5C.2, 6B.1, 7A.1, 9C.2, 10B.11

Items unmet in each class. For each class assessed, here are the items that were not met in the Class Observation and the Class Portfolio.

Class 1 : Busy Buggies Toddler

Unmet CO Items : 2L.2

Unmet CP Items : 2J.7

Class 2 : The Galaxy

Unmet CO Items : 2E.4, 2L.3

Unmet CP Items : 3G.10

Class 3 : Ocean

Unmet CO Items : 2E.4, 2L.2, 2L.3

Unmet CP Items : 3G.10

Class 4 : Infants

Unmet CO Items : None

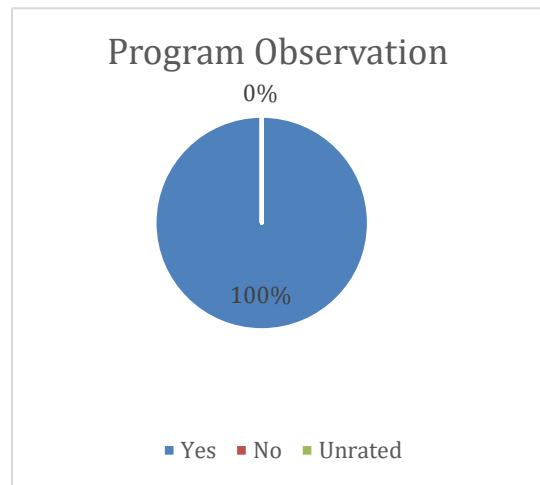
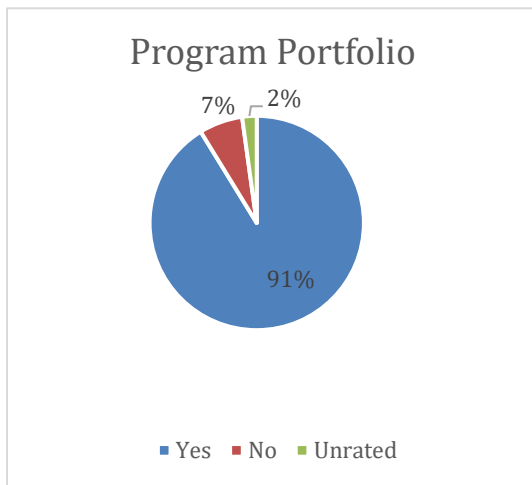
Unmet CP Items : 2J.6

Additional Information

This section provides you with additional information about ratings from your Program Portfolio and Program Observation. The assessment items rated on these tools contribute to the Overall Program Pass Rate and the pass rates for each individual standard, provided above. There are no required minimum pass-rates on these tools to earn accreditation. Like the Class Portfolio feedback, this information is provided purely as additional information to help you in continuing your quality improvement efforts.

Scores for Program Portfolio and Program Observation tools.

Source of Evidence	Pass Rate	Items Rated Yes	Items Rated No	Unrated Items
Program Portfolio	93.28%	125	9	3
Program Observation	100.00%	14	0	0



Program Portfolio Feedback³: Average*

³ A comparison of the quality of your program portfolio evidence to those of other programs that have recently been assessed. The feedback categories are defined in the same way as class portfolio feedback (see above).